



SAE and SAI ranges are heavy-duty hangers designed for applications requiring additional strength.



[ETA-06/0270](#)

## FEATURES

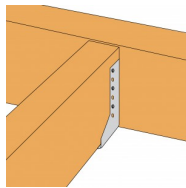
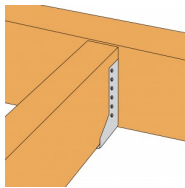


### Material

Pre-galvanised mild steel.

### Advantages

Quick and simple installation.



## APPLICATIONS

### Support

Solid Timber  
I-Joists  
Steel

### Intend Use

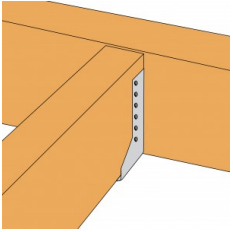
Solid sawn timber joists.  
Purlins.

TECHNICAL DATA

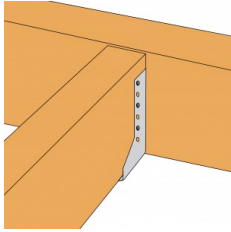
INSTALLATION

Fasteners

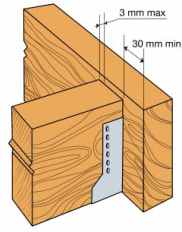
Install using 3.75 x 30mm square twist nails.



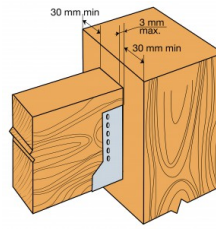
Full nailing



Partial Nailing



Installation on joist



Installation on Post