



APB features a post mounting plate on a screw allowing it to be adjusted to a specific standoff height ranging from 100-150mm. Suitable for post sizes 100 x 100mm to 200 x 200mm.



[UK-DoP-e07/0285](#), [ETA-07/0285](#)

## FEATURES

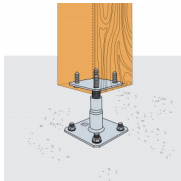


### Material

- Pre-galvanised mild steel.

### Benefits

- Simple, height adjustable



## APPLICATIONS

### Header member

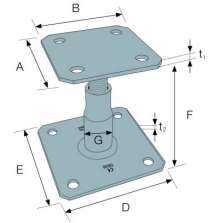
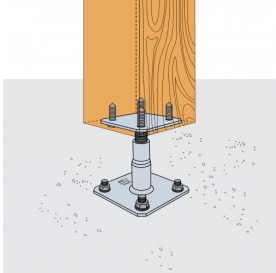
- Solid or glulam timber.

### Applications

- Post support.
- Garage ports.
- Pergola.

TECHNICAL DATA

Product Dimensions



References	Product Dimensions [mm]							Top plate holes	Bottom plate holes
	A	B	D	E	F	G	t	Porteur	Porteur
APB100/150	100	100	130	130	100-150	20	4	4	4

Product capacities - Timber to concrete

References	Number of Fasteners				Characteristic capacities - Timber C24 [kN]
	On post		On concrete		
	Qty	Type	Qty	Type	R <sub>1,k</sub> *
APB100/150	4	Ø10	4	Ø10**	69.3

\*The published characteristic capacity is based on medium term load duration and service class 3 according to EC5 (EN 1995). For other load duration and service class, please refer to the ETA to get more accurate capacities

\*\* Refer to the Simpson Strong-Tie anchor product range for suitable anchors. Typical anchor solutions are SET-XP and AT-HP, depending on the concrete type, spacing and edge distances.

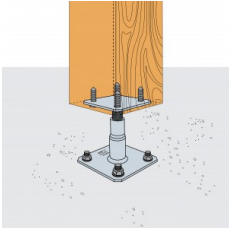
## INSTALLATION

### Fixing

- M12 Bolts

### Installation

Fix to the foundation with concrete/mechanical anchor system. Fix to the post using M10 coach screws.



Fixation  
piéde poteau  
APB100/150 sur  
support rigide